LOW VOLTAGE
INSULCORE™

HEAT SHRINK LOW VOLTAGE CABLE BREAKOUT



Insulcore-Low voltage provides a strong and permanent environmental seal to the crutch of 2, 3, 4, 5, 6 and 7 core PVC, XLPE, Rubber and PILC cables upto 3.3 kV rated voltage.

The Breakouts are Manufactured form high quality cross-linked polyolefin material that offer an exceptional insulation and long term service reliability.

The Breakouts are internally coated with hot melt adhesive. These breakouts when installed in position provide 100% water/ moisture proofness to the system according to IP 68 (Ingress Protection).

Customised dimensions of Breakouts available on request.

Special Flame Retardant Breakouts cab be provided on demand.

Technical Specification

PROPERTIES	VALUE	STANDARD
Tensile Strength	12 N/mm^2 (Mpa) (min.)	ASTM D638
Ultimate Elongation	350 % (min)	ASTM D638
Density	1.05± 0.2 gm/cm^3	ASTM D792
Hardness	45 ±10 Shore D	ASTM D2240
Water absorption	0.2 % (max.)	ASTM D570
Accelerated ageing	(120^{0}C for 500 hrs)	ASTM D2671
Tensile Strength	11 N/mm^2 (Mpa) (min.)	ASTM D638
Ultimate Elongation	300 % (min.)	ASTM D638
Low Temp. Flexibility	No Cracking	ASTM D2671
(-40^{0}C for 4 hrs.)		
Heat Shock (250^{0}C for 30 min.)	No Cracking or Flowing	ESI 09-11
Shrink Temperature	125^{0}C	IEC 216
Continuous Temp. Limit	-40 to +100^{0}C	IEC 216
Dielectric Strength	12 kV/mm.(min)	ASTM D149
Volume Resistivity	1 x 10^{14} Ohm.cm (min)	ASTM D257
Dielectric constant	5 (max.)	ASTM D150

Technical Qualification Report No.: QR 1012

Selection Chart

CODE NO.	No. of Core	D		d		L		l		Tb	Tc
		Ds	Df	ds	df	Ls	Lf	ls	lf	f	f
		min	max	min	max	min	min	min	max	±10%	±10%
LV2GBB-0308 S	2	22	8	9	3	70	85	14	20	2.2	2.0
LV2GBB-0308	2	28	8	12	3	70	85	15	20	2.2	2.0
LV2GBB-0410	2	32	10	14	4	70	85	15	20	2.2	2.0
LV2GBB-0410 A	2	42	11	14	4	80	107	25	42	2.2	2.0
LV2GBB-0410 L	2	34	10	14	4	77	107	27	42	3.0	3.0
LV2GBB0610*	2	30	10	19	6	110	145	50	60	2.0	2.0
LV2GBB0615	2	45	15	18	5.5	90	110	25	43	3.0	3.5
LV2GBB-0720	2	60	20	24	7	95	120	25	34	3.0	2.5
LV2GBB-0720 A	2	70	22	30	8	90	120	25	34	3.0	2.5
LV2GBB-0830*	2	65	30	25	8	120	150	50	60	2.0	1.8
LV2GBB-0930*	2	70	30	27	8	120	150	50	65	3.0	3.0
LV2GBB-1565*	2	125	65	46	15	110	130	40	55	2.5	2.2
LV2GBB-1565 A*	2	150	65	50	15	105	130	40	55	2.5	2.2
LV2GBB-2075*	2	175	70	40	20	150	210	60	80	2.5	2.2
LV2GBB-2075 A*	2	200	70	55	20	155	210	62	80	2.5	2.2
LV2GBB-24135*	2	240	135	65	24	190	245	60	104	2.3	2.0
LV2GBB-55175*	2	255	175	86	55	160	200	50	80	2.8	2.5
LV2GBB-55175 A*	2	370	175	156	55	150	200	50	80	2.8	2.5

INSULCORE™ LOW VOLTAGE

HEAT SHRINK LOW VOLTAGE CABLE BREAKOUT

Selection Chart											
CODE NO.	No. of Core	D		d		L		l		Tb	Tc
		Ds	Df	ds	df	Ls	Lf	ls	lf	f	f
		min	max	min	max	min	min	min	max	±10%	±10%
LV3GBB-0308*	3	32	8	12	2.8	90	104	20	28	2.2	1.8
LV3GBB-0309	3	32	9	12	3	85	100	15	24	2.0	1.7
LV3GBB-0413	3	36	14	15	4	80	100	15	21	2.2	2.0
LV3GBB-0413 A	3	45	14	15	4	80	100	15	21	2.2	2.0
LV3GBB-0820	3	60	20	25	8	160	184	45	60	3.3	2.7
LV3GBB-0820 A	3	70	20	27	8	155	184	40	60	3.3	2.7
LV3GBB-1330	3	80	30	36	13	185	215	60	75	3.6	3.3
LV3GBB-1330 A	3	100	30	39	13	185	215	60	75	3.6	3.3
LV3GBB-2145	3	110	45	55	21	200	235	70	88	3.5	2.9
LV3GBB-2145 A	3	125	45	57	21	190	230	65	88	3.5	2.9
LV3GBB-1760	3	119	60	45	17	140	185	60	85	4.5	4.5
LV3GBB-1760 A	3	150	60	57	17	130	185	55	85	4.5	4.5
LV3GBB-2755	3	140	56	68	28	215	260	80	95	3.5	3.9
LV3GBB-2755 A	3	180	58	68	29	200	260	75	95	3.5	3.9
LV3GBB-3060	3	200	60	70	30	190	250	70	85	4.0	3.0
LV4GBB-0209*	4	28	9	9	2.5	90	115	15	20	2.2	1.7
LV4GBB-0309	4	28	9	9	3	60	75	24	32	2.4	2.1
LV4GBB-0312S	4	30	12	10	3	80	100	15	25	2.4	1.7
LV4GBB-0312	4	40	12	12	3	80	100	15	25	2.4	1.7
LV4GBB-0415	4	41	16	14	4	80	100	15	23	2.4	1.7
LV4GBB-0415 A	4	50	17	17	4	75	95	12	23	2.4	1.7
LV4GBB-0522	4	50	22	18	5	95	115	30	37	2.5	2.2
LV4GBB-0821	4	57	26	20	7	140	170	32	48	3.5	2.5
LV4GBB-0825 N	4	68	25	25	8	160	188	35	48	3.5	2.3
LV4GBB-0925	4	70	30	25	9	155	190	35	48	3.7	2.6
LV4GBB-1130	4	80	31	32	10	150	190	28	47	3.7	2.6
LV4GBB-1130L*	4	80	30	35	11	180	210	35	52	3.7	2.6
LV4GBB-1334	4	90	42	35	13	170	210	35	52	3.7	2.6
LV4GBB-1334 A	4	110	44	35	13	170	208	40	51	3.7	2.6
LV4GBB-2454	4	125	44	40	14	170	208	30	51	3.7	2.6
LV4GBB-2880*	4	180	80	70	28	215	260	75	90	2.5	2.5
LV4GBB-4080	4	180	80	70	40	200	260	75	95	3.7	2.8
LV4GBB-1880*	4	215	80	50	18	150	175	30	45	2.5	2.5
LV5GBB-0308	5	32	8	10	3	95	115	22	28	2.1	1.7
LV5GBB-0311	5	32	11	10	3	55	75	15	20	2.3	2.0
LV5GBB-0415	5	50	16	15	4	85	110	21	33	3.2	2.6
LV5GBB-0415 A	5	57	17	15	4	80	110	21	33	3.2	2.6
LV5GBB-0832	5	80	32	26	8	155	190	55	65	3.3	2.8
LV5GBB-0832 A	5	100	33	32	8	145	190	50	65	3.3	2.8
LV6GBB-0412	6	44	12	13	4	55	82	20	30	2.2	2.0
LV6GBB-0737	6	85	37	25	7	100	138	30	46	3.2	2.6
LV7GBB-0737	7	95	37	26	7	100	135	40	55	2.7	2.6
LV7GBB-1845	7	118	46	35	19	110	145	32	52	4.3	3.0

CODE NO.	No. of Core	D		d1		d2		L		l1		l2		Tb	Tc1	Tc2
		Ds	Df	ds	df	ds	df	Ls	Lf	ls	lf	ls	lf	f	f	f
		min	max	min	max	min	max	min	min	min	min	min	min	±10%	±10%	±10%
LV2GBB-61820	2	65	20	44	18	25	6	105	124	28	40	28	40	4.0	3.1	3.0
LV5GBB-5725	5	65	25	23	7	16	5	125	150	40	51	35	40	2.5	2.5	2.0
LV5GBB-7939	5	90	39	30	9	24	7	133	185	30	50	30	50	2.7	2.7	2.7
LV5GBB-7939 A	5	100	39	35	9	16	7	133	185	30	50	30	50	2.7	2.7	2.7

D,d : Internal Diameter; s : as supplied; f : After free recovery; Tb, Tc : Thickness of Body & Core
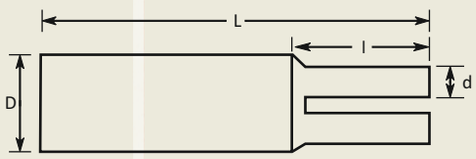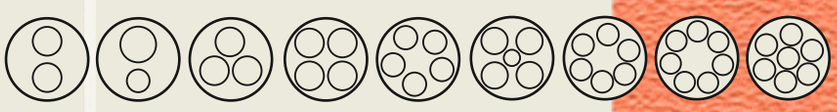
All dimensions are in mm * New sizes